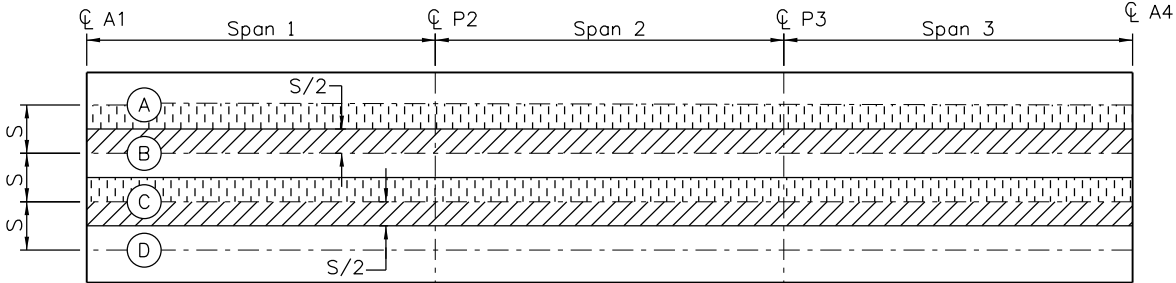


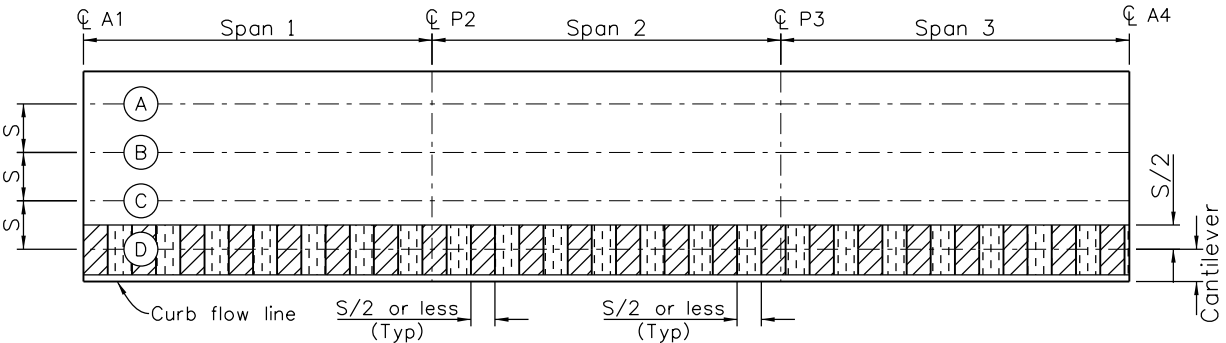
Revision Dates	
07/23	09/24

INITIALS	DESIGN	DATE	DETAIL	DATE	QUANTITY	DATE
By						
Checked By						



PLAN (For interior girders only)

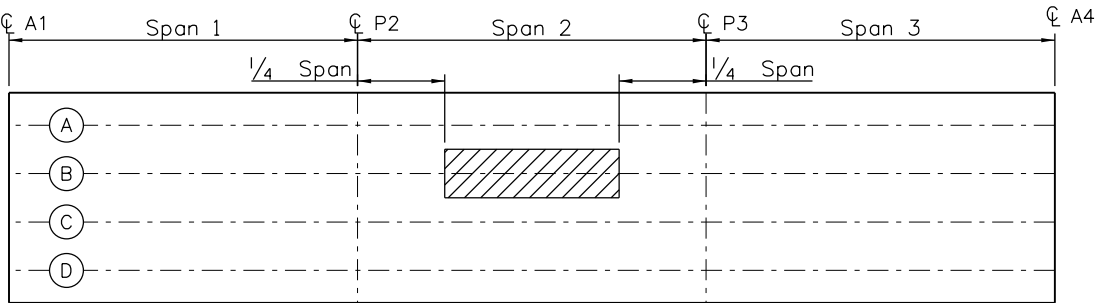
- Deck repair area at one side of the girder.
- Deck repair at the other side of the girder.
- Working on both sides of the same girder concurrently is not permitted.



PLAN (For exterior girders only)

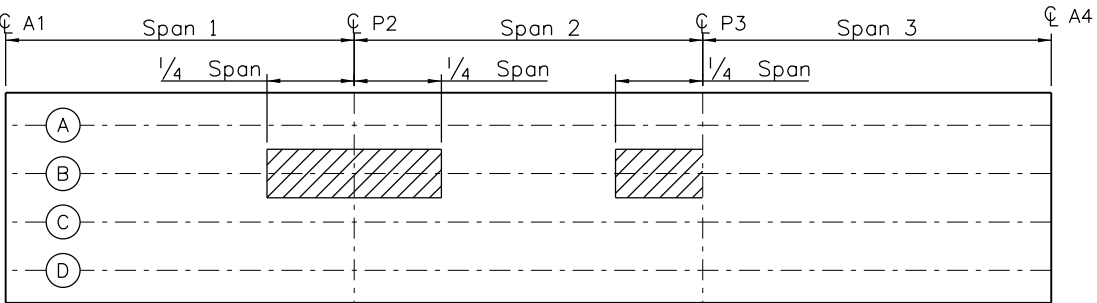
- Portions of deck sections removed simultaneously.
- Portions of deck sections removed simultaneously.
- Working on both portions concurrently is not permitted.

DECK CONCRETE REPAIR WHEN FALSEWORK IS NOT REQUIRED



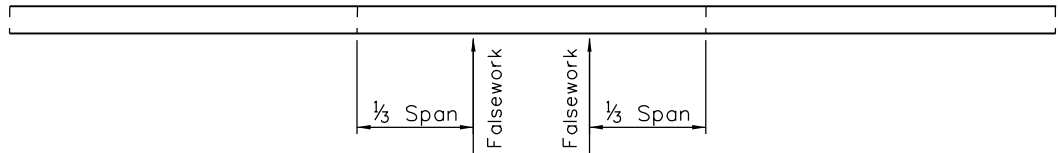
PLAN

- Class 3 removal on both sides of a girder simultaneously within the middle half of a span.

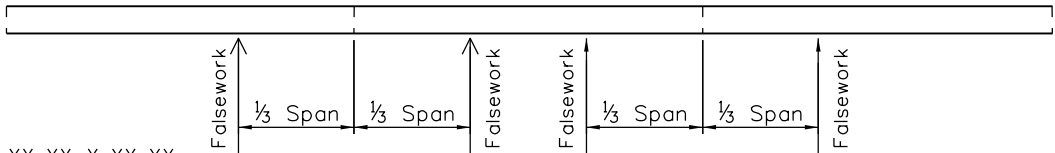


PLAN

- Class 2 or 3 removal on both sides of a girder simultaneously within the quarter of a span on either side of the pier.



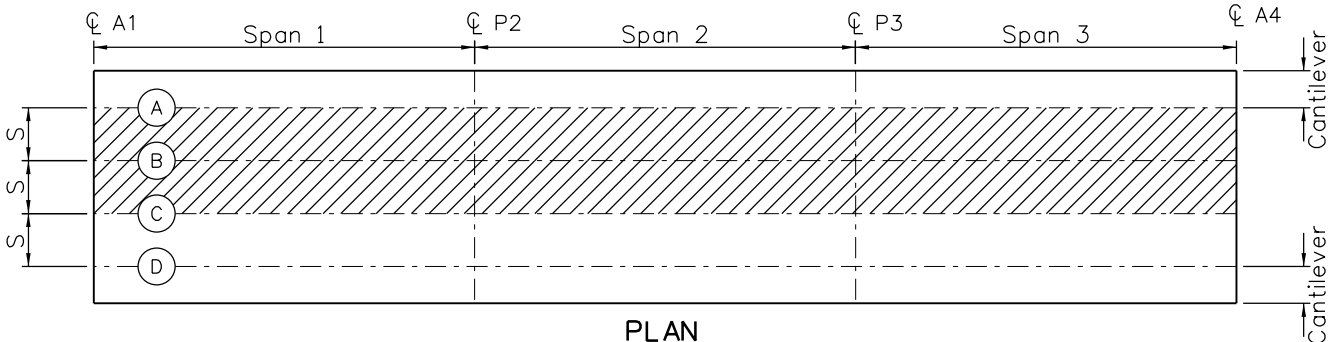
ELEVATION



ELEVATION

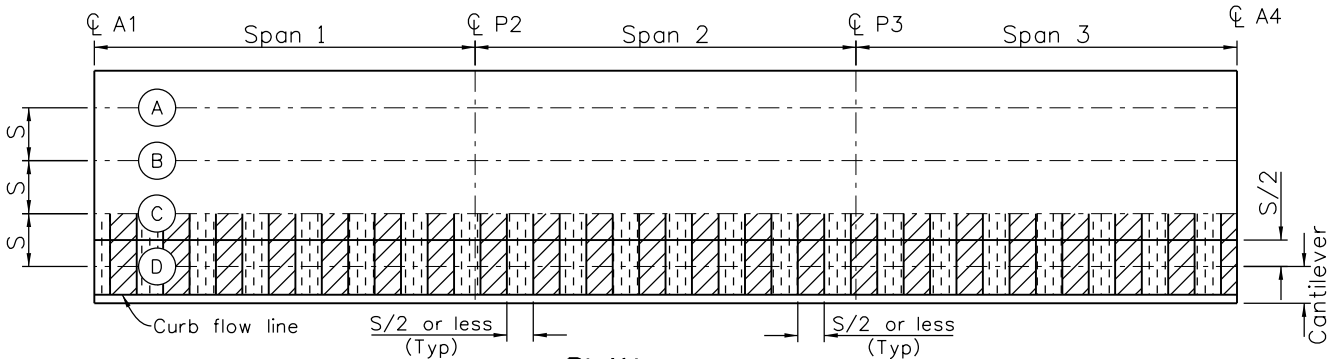
Structures: X-XX-XX, X-XX-XX

DECK CONCRETE REPAIR WHEN FALSEWORK IS REQUIRED



PLAN

- Removal on both sides of the girder simultaneously.
- (For interior girders only)



PLAN

Structures: X-XX-XX, X-XX-XX

(For exterior girders only)

- Portions of a cantilever section removed simultaneously.
- Portions of deck sections removed simultaneously.
- Working on both portions concurrently is not permitted.

DECK CONCRETE REPAIR WHEN FALSEWORK IS NOT REQUIRED (PRECAST/STEEL GIRDERS)


All seals for this set of drawings are applied to the cover page(s)

Print Date: \$DATE\$  
File Name: Sheet\_B-202-3.dgn  
Horiz. Scale: As Noted Vert. Scale: As Noted  
Unit Information Unit Leader Initials

Sheet Revisions

Date:	Comments	Init.

Colorado Department of Transportation



2829 West Howard Place, 3rd Floor  
Denver, CO 80204  
Phone: 303-512-5989  
FAX: 303-757-9197

Staff Bridge Branch

Initials

As Constructed

No Revisions:

Revised:

Void:

DECK REPAIR PHASING

Designer: XXXXXXXX

Detailer: XXXXXXXX

Sheet Subset: BRIDGE

Structure Numbers

X-XX-XX

X-XX-XX

Subset Sheets: BXX of XXX

Project No./Code

Project Number

Code

Sheet Number

B-202-3

(Use with B-202-1 or 2)

NOTES

- These details reflect the scope and the nature of the work. They are not intended to represent the actual structure.
- The applicable classes of removal shall be as designated by the Summary of Quantities in the plans.
- Plan quantities are estimates. Actual concrete removal and replacement shall be as needed to reach sound concrete or as directed by the Engineer.
- Removal operations shall be coordinated with the Engineer and performed in a manner as required to ensure the structural integrity of the bridge.
- Care shall be taken in removing concrete from ground structural steel elements and reinforcing steel to prevent damage to the steel.
- "S" is defined as the Center-to-Center girder spacing. The Contractor shall be responsible for verifying the girder spacing.